

Cynulliad Cenedlaethol Cymru / National Assembly for Wales
Pwyllgor Diwylliant, y Gymraeg a Chyfathrebu / The Culture, Welsh Language
and Communications Committee
Ariannu addysg gerddoriaeth a mynediad ati / Funding for and access to
music education
CWLC(5) FAME16
Ymateb gan Arholiadau Cerddoriaeth Coleg y Drindod, Llundain / Evidence
from Trinity College London Music Examinations

Trinity College London offers graded examinations and diplomas spanning performing (classical, jazz and rock & pop), teaching, theory of music and composing, all of which are fully accredited by the relevant UK regulatory bodies. Candidates from across the U.K and overseas, take part in Trinity exams.

The following evidence is offered as part of the inquiry into funding for Access to Music Education in Wales.

Enrolment Figures appendix 1

Between 2012–2016, 370,000 candidates took Trinity College Exams in the U.K. Of this total number, 13,852 were in Wales, 19,772 were in Scotland, 33,852 were in N.Ireland and 303,228 were in England.

The general trend in England and Scotland in the last four years has been an increase in examinations taken through Trinity College London. The figures for Wales have remained largely the same. *appendix 2*

Exam enrolment figures for Wales by centre

Examinations are run by centres. These may be public, private, school based or through Music Services. Of the 13,852 candidates who sat exams in Wales between 2012–2016, 37.14% came through Music Services. Appendix 3.

Pupils who entered exams through special visits to their schools may have been taught through their Music Service providers, private providers or through private tuition or a mix of all of these.

The majority of exam enrolments are made through private centres. Trinity College London offers two distinctive examinations in music—‘Classical and Jazz’ and ‘Rock and Pop’.

Of the total number of U.K exam entries (370,000 between 2012–2014), 347,000 candidates took Trinity Classical & Jazz examinations and 22,858 candidates took Trinity Rock & Pop examinations.

Appendix 4: Classical and Jazz Examinations across the U.K

Appendix 5: Rock and Pop Examinations across the U.K

Of these figures, 12,444 candidates in Wales took Trinity Classical and Jazz examinations and 1,400 candidates took Trinity Rock and Pop examinations. It should be noted that the Rock and Pop examinations were new in 2012 and have shown a steady increase in uptake although numbers are still small. The number of candidates taking Classical and Jazz Examinations have remained largely static.

Appendix 6: Wales figures for pupils taking Trinity Rock and Pop Examinations.

Appendix 7: Wales figures for pupils taking Trinity Classical and Jazz Examinations.

Enrolment figures 2012-2016

Status	(Multiple Items)						
Candidates		OrderYear					
Country	Subject Area	2012	2013	2014	2015	2016	Grand Total
England	Music	56,563	57,811	55,728	56,600	56,905	283,607
	Rock and Pop	366	2,627	4,392	5,654	6,582	19,621
England Total		56,929	60,438	60,120	62,254	63,487	303,228
Northern Ireland	Music	6,401	6,840	6,808	6,781	6,405	33,235
	Rock and Pop		43	160	166	248	617
Northern Ireland Total		6,401	6,883	6,968	6,947	6,653	33,852
Scotland	Music	3,109	3,434	3,743	4,081	4,193	18,560
	Rock and Pop	46	141	265	322	438	1,212
Scotland Total		3,155	3,575	4,008	4,403	4,631	19,772
Wales	Music	2,548	2,508	2,412	2,538	2,438	12,444
	Rock and Pop	17	276	302	392	421	1,408
Wales Total		2,565	2,784	2,714	2,930	2,859	13,852
Grand Total		69,050	73,680	73,810	76,534	77,630	370,704

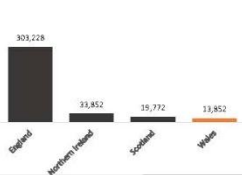
Wales Enrolments 2012-2016 Dashboard

Music and Rock & Pop

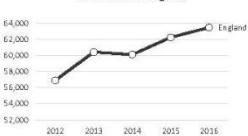
[See enrolment figures table](#)

Candidates 370,704

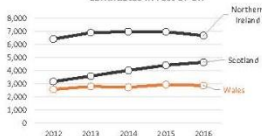
Total candidates 2012-2016



Candidates in England



Candidates in rest of UK

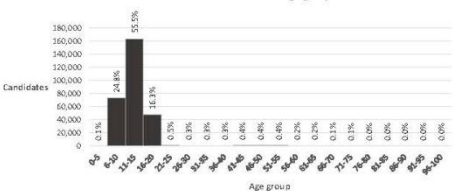


Notes

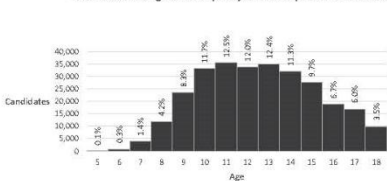
1. Candidate ages are calculated at time of exam, then rounded down to nearest year, prior to calculating the distribution.

2. 79.4% of candidates had recorded birthdates and could therefore be used for age distribution analysis.

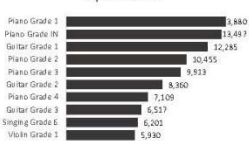
How are candidates distributed across age groups?



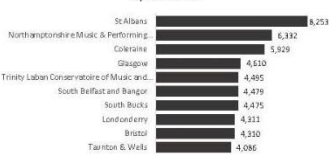
How are school age children (5-18yrs inclusive) distributed across ages?



Top 10 Products



Top 10 Centres



Status	(Multiple Items)
Country	Wales

Candidates	MusicServices T/F		
Subject Area	Not Music Services	Music Services	Grand Total
Music	8,142	4,302	12,444
Rock and Pop	565	843	1,408
Grand Total	8,707	5,145	13,852

Status	(Multiple Items)
Country	Wales

Candidates	MusicServices T/F		
Subject Area	Not Music Service	Music Service	Grand Total
Music	65.43%	34.57%	100.00%
Rock and Pop	40.13%	59.87%	100.00%

Status	(Multiple Items)
Country	Wales

	MusicServices T/F		
Candidates	Not Music service	Music Service	Grand Total
	62.86%	37.14%	100.00%

37.14% of Music/Rock&Pop combined are from Wales Music Services

This breaks down by Music/Rock&Pop as above

Status	(Multiple Items)
Country	Wales

Centre	MusicServices T/F	Candidates
Gwent Music Service	TRUE	3,251
Glamorgan	FALSE	2,817
Cardiff	FALSE	824
Caerphilly Music Service	TRUE	609
The Friary Centre	TRUE	557
Beaumaris Music Centre	FALSE	447
Llandrindod Wells	FALSE	373
Rhondda Cynon Taf Music Service	TRUE	362
Caernarfon	FALSE	317
Haverfordwest	FALSE	286
Maesteg	FALSE	245
Cardiff Rock & Pop and Percussion	FALSE	239
Cardigan	FALSE	237
Talycoed Court	FALSE	225
Clydach Teachers Centre	FALSE	211
Merthyr Tydfil	FALSE	184
The Cathedral School Percussion	FALSE	167
Colwyn Bay	FALSE	166
WGMS Central	FALSE	160
Milford Haven	FALSE	159
Penarth	FALSE	155
Wrexham Music Service	TRUE	151
Cardiff Music Service	TRUE	141
Llanfaes Primary School	FALSE	140
Bala	FALSE	130
Ysgol Gyfun Gymraeg Bryntawe	FALSE	128
Ysgol Cerdoriaeth Wayne Beecham School of Music	FALSE	122
Shirley D Howman	FALSE	107
Priory Church in Wales School	FALSE	105
Oak Tree Hall	FALSE	95
Monmouth School Percussion	FALSE	90
Crickhowell High School	FALSE	88
Sol-Fa-Studio	FALSE	72
Treorchy Comprehensive School	FALSE	71
Loughor	FALSE	69
All Souls' Church	FALSE	48
Pembrokeshire Music Service	TRUE	47
The Cathedral School	FALSE	43
Argoed High School	FALSE	42
Hillgrove School	FALSE	39
Cardinal Newman	FALSE	27
Denbighshire Music Cooperative	TRUE	27
Language and Music for Life	FALSE	24
Dinas Bran	FALSE	15
Nidus Theatre Arts	FALSE	14
Christ College Brecon	FALSE	12
Abergavenny	FALSE	10
Cardiff School of Music	FALSE	4

Wales Enrolments 2012-2016 Dashboard

Music and Rock & Pop

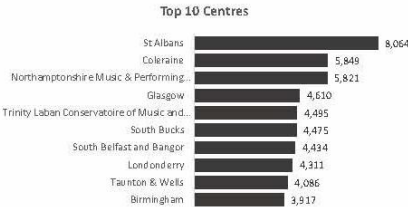
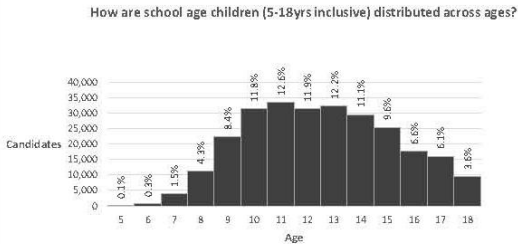
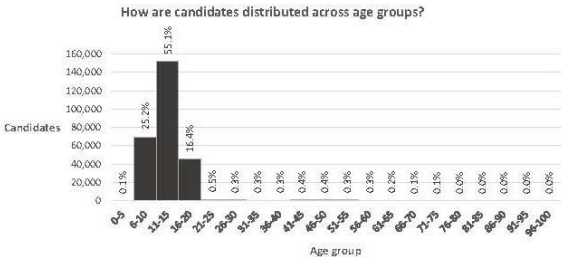
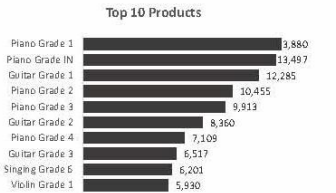
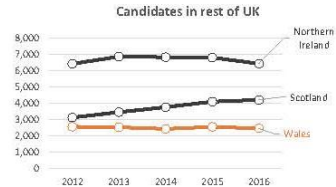
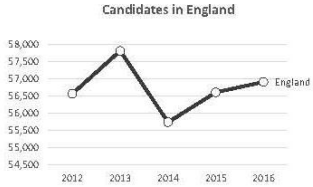
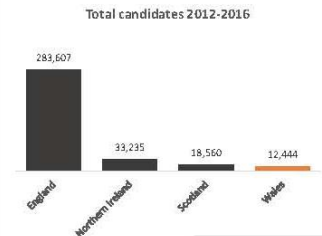
See enrolment figures table

Candidates 347,846

Notes

1. Candidate ages are calculated at time of exam, then rounded down to nearest year, prior to calculating the distribution.

2. 79.4% of candidates had recorded birthdates and could therefore be used for age distribution analysis.

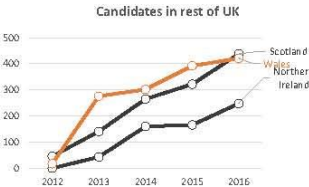
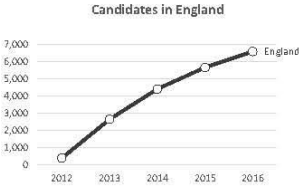
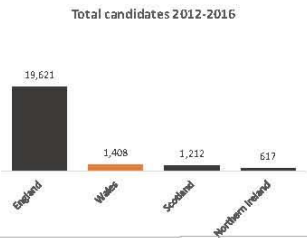


Wales Enrolments 2012-2016 Dashboard

Music and Rock & Pop

See enrolment figures table

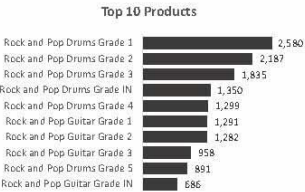
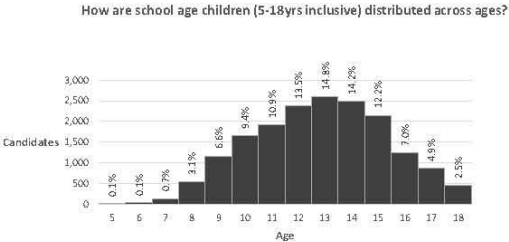
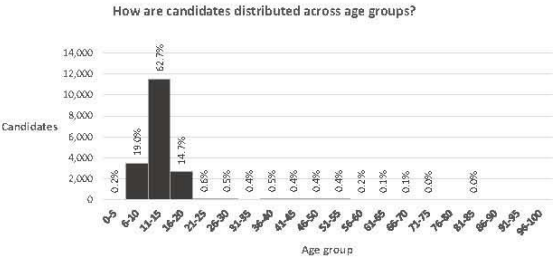
Candidates	22,958
------------	--------



Notes

1. Candidate ages are calculated at time of exam, then rounded down to nearest year, prior to calculating the distribution.

2. 79.4% of candidates had recorded birthdates and could therefore be used for age distribution analysis.

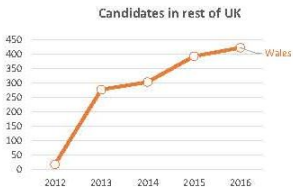
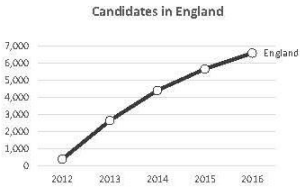
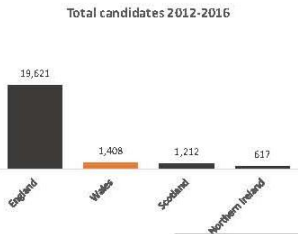


Wales Enrolments 2012-2016 Dashboard

Music and Rock & Pop

See enrolment figures table

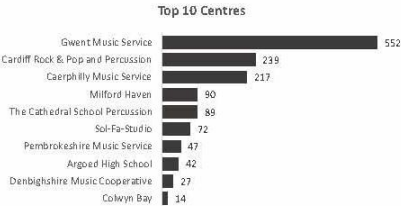
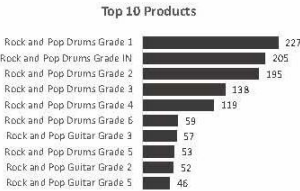
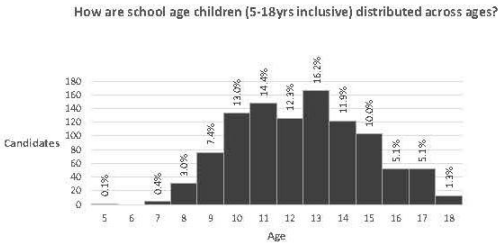
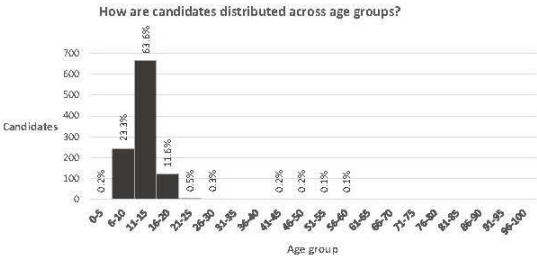
Candidates	1,408
------------	-------



Notes

1. Candidate ages are calculated at time of exam, then rounded down to nearest year, prior to calculating the distribution.

2. 79.4% of candidates had recorded birthdates and could therefore be used for age distribution analysis.

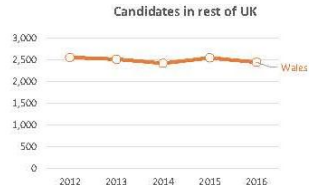
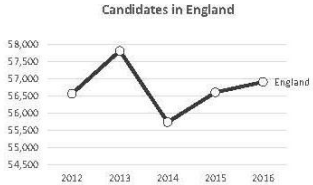
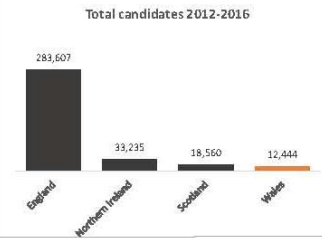


Wales Enrolments 2012-2016 Dashboard

Music and Rock & Pop

See enrolment figures table

Candidates	12,444
------------	--------



Notes

1. Candidate ages are calculated at time of exam, then rounded down to nearest year, prior to calculating the distribution.
2. 79.4% of candidates had recorded birthdates and could therefore be used for age distribution analysis.

